

Overview - Public Entities Quarterly Reporting

Approved receipts

158.3

31.2%

Approved spending

102.2

36.3%

Surplus/(deficit)

56.1

- ☐ R billion
- ☒ R million
- ☐ R thousand

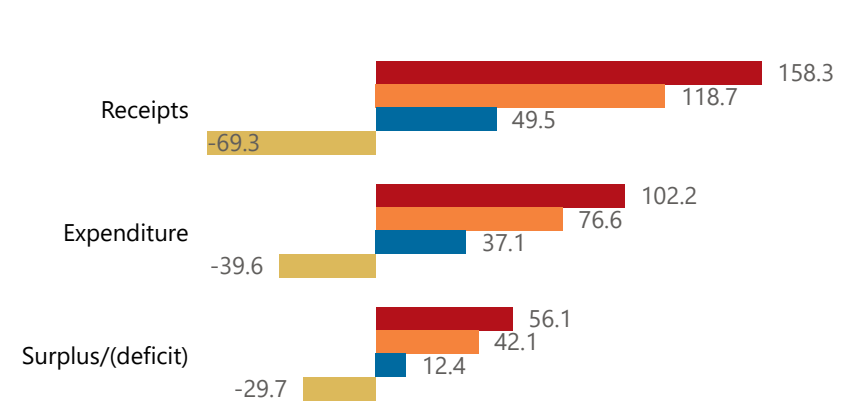


national treasury


Department:
National Treasury
REPUBLIC OF SOUTH AFRICA

Consolidation

● Approved ● Forecast ● YTD ● Variance



Composition of receipts



Quarter

3

Cluster

Education and related

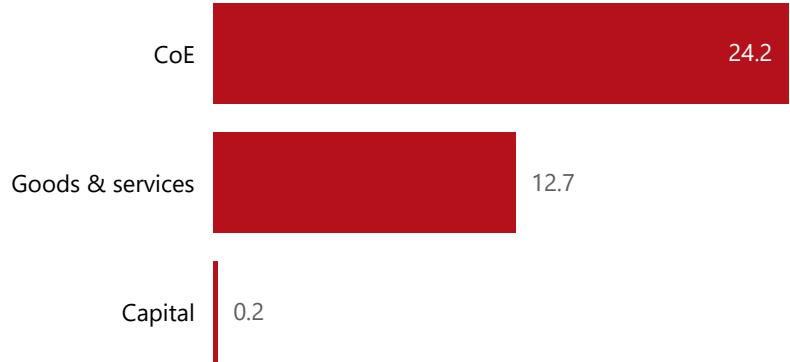
Department

Sport, Arts and Culture

Entity

KwaZulu-Natal Museum

Composition of spending



Functional grouping



Spending by PFMA schedule

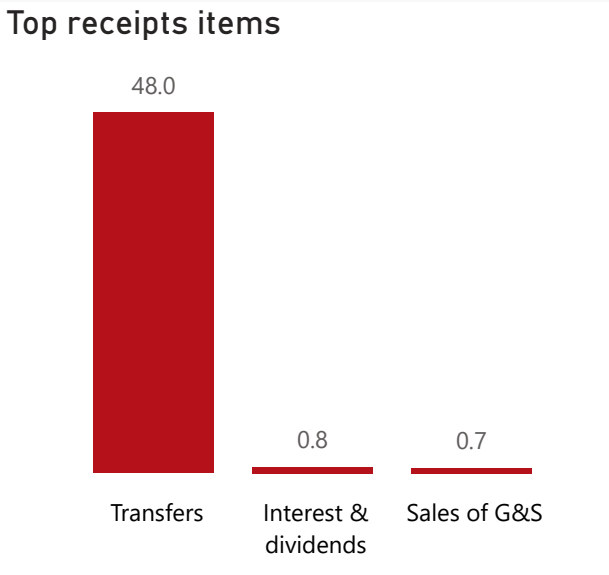
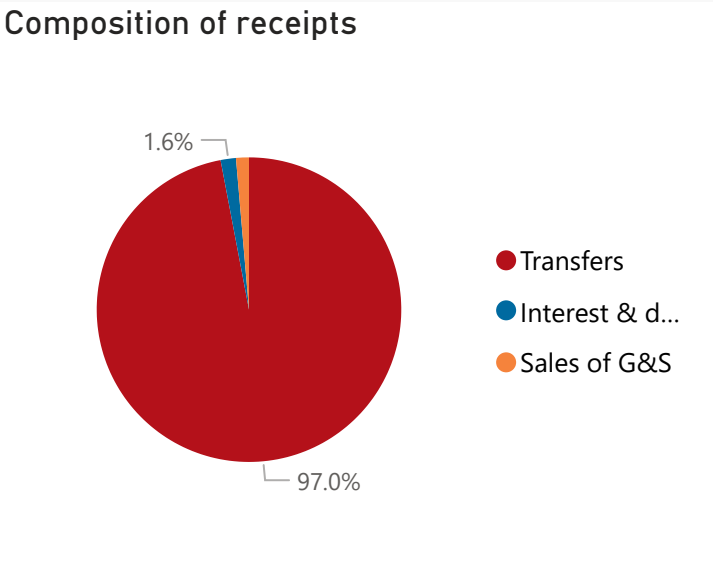
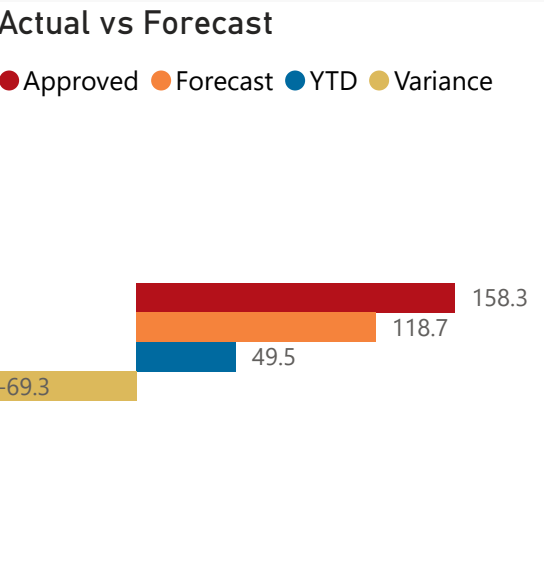


Public Entities Receipts

Approved sales of G&S
2.2 30.7%

Approved transfers
155.7 30.8%

- ☐ R billion
- ☒ R million
- ☐ R thousand



Quarter

3

Cluster

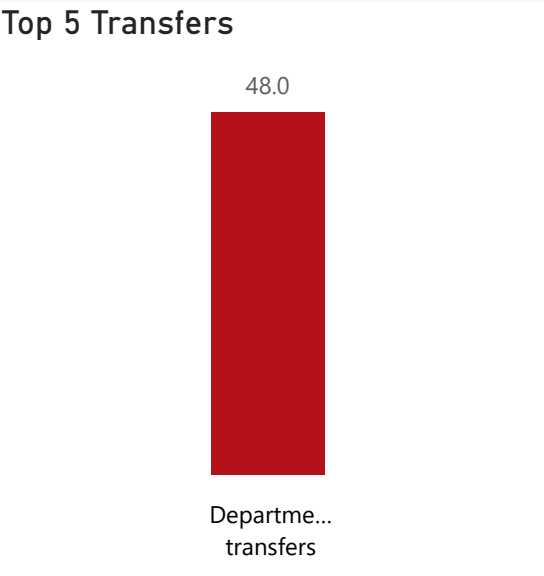
Education and related

Department

Sport, Arts and Culture

Entity

KwaZulu-Natal Museum



Receipts

Level 3	Approved	YTD	% YTD
+ Transfers	155.7	48.0	97.0%
+ Interest & dividends	0.4	0.8	1.6%
+ Sales of G&S	2.2	0.7	1.4%
Total	158.3	49.5	100.0%

Public Entities Spending

Approved CoE

33.5

72.3%

Approved G&S

68.5

18.5%

Approved transfers

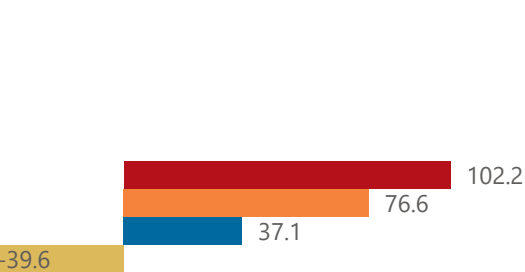
(Blank)

(Blank)

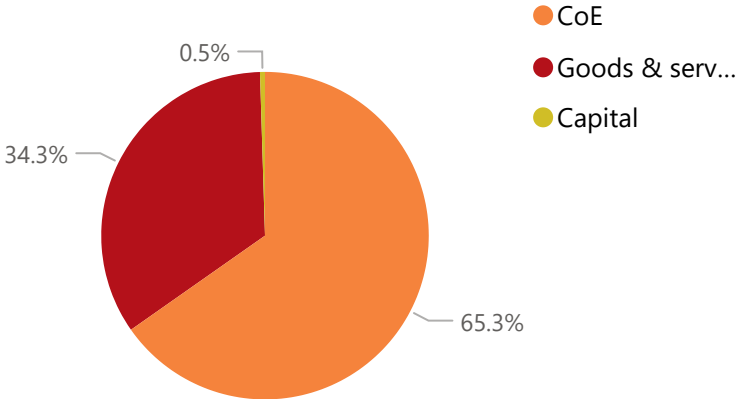
- ☐ R billion
- ☒ R million
- ☐ R thousand

Actual vs Forecast

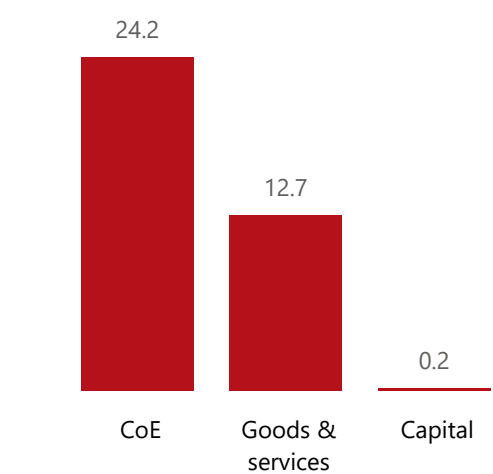
● Approved ● Forecast ● YTD ● Variance



Composition of spending

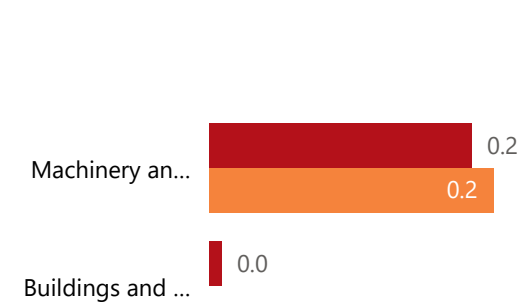


Top spending items



Capital assets

● YTD ● Forecast



Spending

Level 3	Approved	YTD	% YTD
CoE	33.5	24.2	65.3%
Goods & services	68.5	12.7	34.3%
Capital	0.3	0.2	0.5%
Total	102.2	37.1	100.0%

Quarter

3

Cluster

Education and related

Department

Sport, Arts and Culture

Entity

KwaZulu-Natal Museum